

S. MALAYSIA : BILANGAN TERNAKAN, 2016

P. Malaysia : Livestock Population, 2016

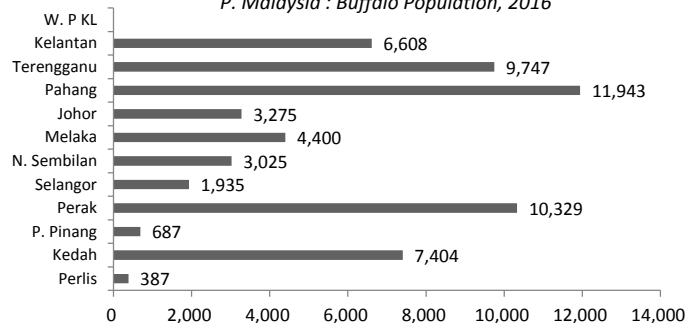
NEGERI <i>State</i>	KERBAU <i>Buffalo</i>	LEMBU PEDAGING <i>Beef Cattle</i>	LEMBU TENUKU <i>Dairy Cattle</i>	JUMLAH LEMBU <i>Total Cattle Population</i>	KAMBING <i>Goat</i>	BEBIRI <i>Sheep</i>	BABI <i>Swine</i>
Perlis	387	8,652	150	8,802	6,968	1,530	46
Kedah	7,404	69,387	2,455	71,842	53,099	11,332	1,922
P. Pinang	687	14,445	742	15,187	9,592	1,967	296,830
Perak	10,329	43,974	3,961	47,935	31,074	3,902	533,711
Selangor	1,935	19,117	5,775	24,892	23,300	3,057	256,840
N. Sembilan	3,025	40,830	5,129	45,959	40,052	21,833	343
Melaka	4,400	25,924	2,256	28,180	33,628	6,909	47,195
Johor	3,275	92,206	8,592	100,798	43,130	24,401	229,069
Pahang	11,943	119,625	4,054	123,679	37,481	18,678	4,361
Terengganu	9,747	90,279	25	90,304	29,066	6,476	
Kelantan	6,608	96,132	319	96,451	42,579	33,972	446
W. P KL		503	70	573	401		
JUMLAH <i>Total</i>							
2016	59,740	621,074	33,528	654,602	350,370	134,057	1,370,763
2015	60,198	626,694	34,311	661,005	364,946	142,153	1,413,597
% Tambah/(Susut) <i>% Increase/(Decrease)</i>	(0.8)	(0.9)	(2.3)	(1.0)	(4.0)	(5.7)	(3.0)

S. MALAYSIA : BILANGAN TERNAKAN, 2016

P. Malaysia : Livestock Population, 2016

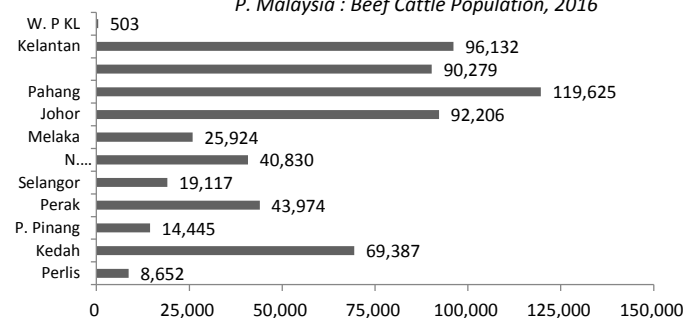
S. Malaysia : Populasi Ternakan Kerbau, 2016

P. Malaysia : Buffalo Population, 2016



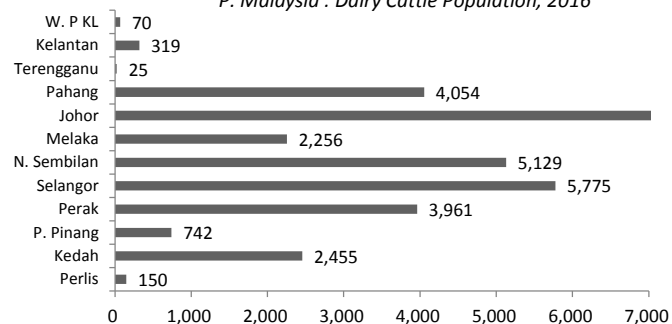
S. Malaysia : Populasi Ternakan Lembu Pedaging, 2016

P. Malaysia : Beef Cattle Population, 2016



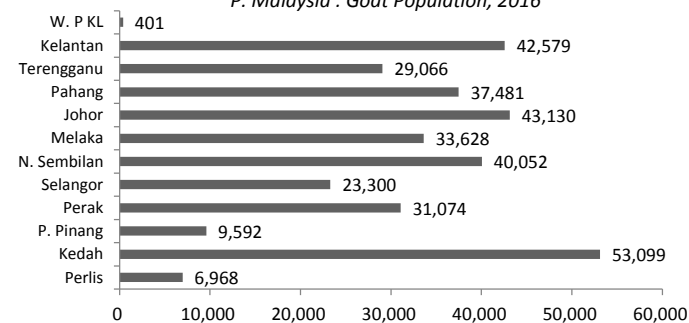
S. Malaysia : Populasi Ternakan Lembu Tenusu, 2016

P. Malaysia : Dairy Cattle Population, 2016



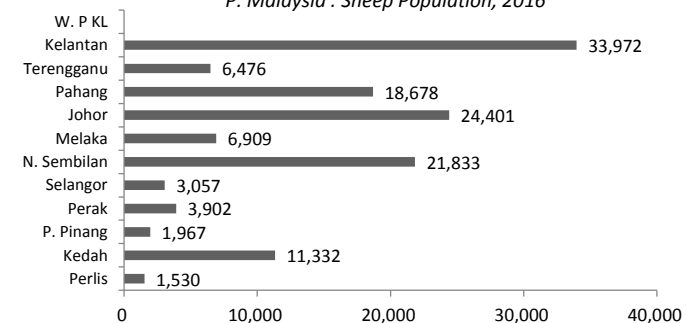
S. Malaysia : Populasi Ternakan Kambing, 2016

P. Malaysia : Goat Population, 2016



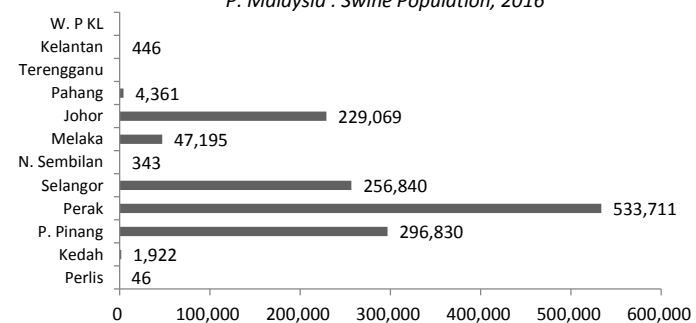
S. Malaysia : Populasi Ternakan Bebiri, 2016

P. Malaysia : Sheep Population, 2016



S. Malaysia : Populasi Ternakan Babi, 2016

P. Malaysia : Swine Population, 2016



S. MALAYSIA : BILANGAN TERNAKAN, 2007-2016*P. Malaysia : Livestock Population, 2007-2016*

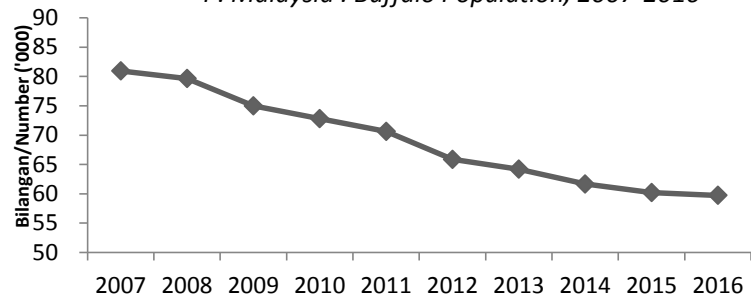
TAHUN <i>Year</i>	KERBAU <i>Buffalo</i>	LEMBU PEDAGING <i>Beef Cattle</i>	LEMBU TENUSU <i>Dairy Cattle</i>	JUMLAH TERNAKAN LEMBU <i>Total Cattle Population</i>	KAMBING <i>Goat</i>	BEBIRI <i>Sheep</i>	BABI <i>Swine</i>
2007	80,931	743,544	28,779	772,323	373,319	122,106	1,441,036
2008	79,661	751,332	28,545	779,877	419,720	125,931	1,407,195
2009	74,979	754,320	31,997	786,317	452,467	130,723	1,401,190
2010	72,799	727,410	34,386	761,796	432,085	118,300	1,462,814
2011	70,623	656,351	34,698	691,049	413,359	121,796	1,395,815
2012	65,858	630,976	32,587	663,563	394,905	127,671	1,437,354
2013	64,218	635,723	32,146	667,869	368,774	137,718	1,425,310
2014	61,687	629,203	33,615	662,818	363,768	138,127	1,425,371
2015	60,198	626,694	34,311	661,005	364,946	142,153	1,413,597
2016	59,740	621,074	33,528	654,602	350,370	134,057	1,370,763

S. MALAYSIA : BILANGAN TERNAKAN, 2007-2016

P. Malaysia : Livestock Population, 2007-2016

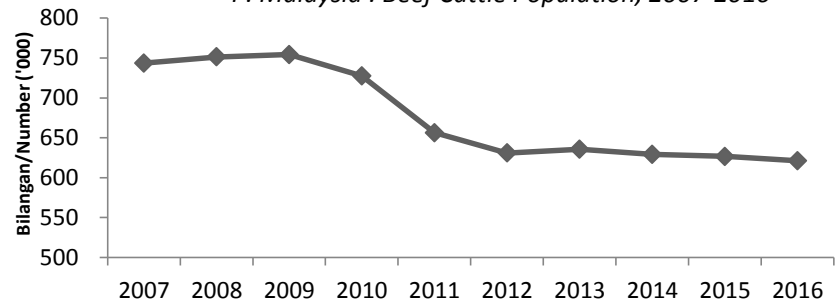
S. Malaysia : Bilangan Ternakan Kerbau, 2007-2016

P. Malaysia : Buffalo Population, 2007-2016



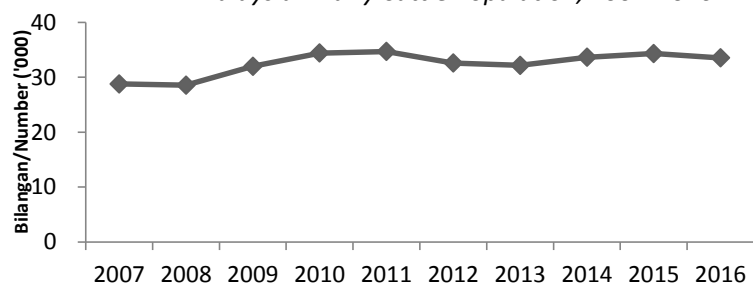
S. Malaysia : Bilangan Ternakan Lembu Pedaging, 2007-2016

P. Malaysia : Beef Cattle Population, 2007-2016



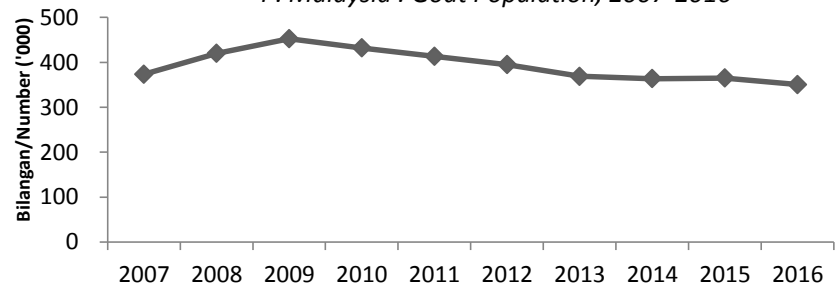
S. Malaysia : Bilangan Ternakan Lembu Tenusu 2007-2016

P. Malaysia : Dairy Cattle Population, 2007-2016



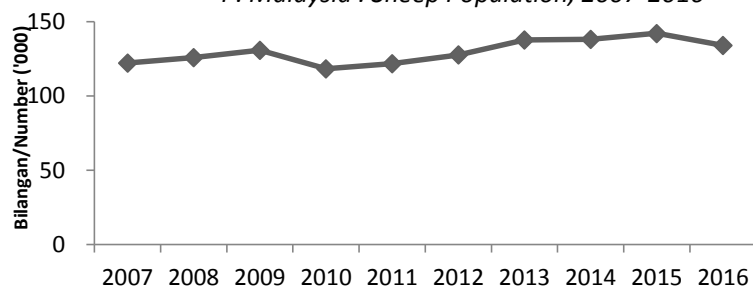
S. Malaysia : Bilangan Ternakan Kambing, 2007-2016

P. Malaysia : Goat Population, 2007-2016



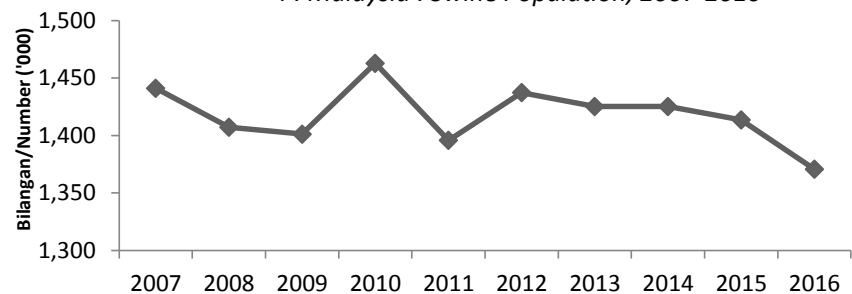
S. Malaysia : Bilangan Ternakan Bebiri, 2007-2016

P. Malaysia : Sheep Population, 2007-2016



S. Malaysia : Bilangan Ternakan Babi, 2007-2016

P. Malaysia : Swine Population, 2007-2016



S. MALAYSIA : BILANGAN TERNAKAN MENGIKUT BAKA, 2007-2016

P. Malaysia : Livestock Population By Breed, 2007-2016

TAHUN <i>Year</i>	KERBAU <i>Buffalo</i>		JUMLAH <i>Total</i>	LEMBU PEDAGING <i>Beef Cattle</i>		JUMLAH <i>Total</i>	LEMBU TENUSU <i>Dairy Cattle</i>		JUMLAH <i>Total</i>
	SAWAH <i>Swamp</i>	MURRAH <i>Murrah</i>		* LEMBU KK <i>KK Cattle</i>	KACUKAN DAGING <i>Cross Bred Cattle</i>		** LEMBU LID <i>LID Cattle</i>	KACUKAN TENUSU <i>Cross Bred Dairy Cattle</i>	
2007	79,660	1,271	80,931	561,286	182,258	743,544	3,790	24,989	28,779
2008	78,499	1,162	79,661	517,040	234,292	751,332	3,555	24,990	28,545
2009	73,702	1,277	74,979	541,768	212,552	754,320	3,897	28,100	31,997
2010	70,948	1,851	72,799	471,788	255,622	727,410	1,759	32,627	34,386
2011	68,992	1,631	70,623	409,623	246,728	656,351	3,477	31,221	34,698
2012	64,452	1,406	65,858	402,347	228,629	630,976	4,198	28,389	32,587
2013	62,471	1,747	64,218	401,813	233,910	635,723	3,462	28,684	32,146
2014	59,973	1,714	61,687	394,122	235,081	629,203	3,521	30,094	33,615
2015	55,693	4,505	60,198	406,110	220,584	626,694	3,455	30,856	34,311
2016	55,153	4,587	59,740	418,964	202,110	621,074	3,527	30,001	33,528

* Kacukan KK (Kedah-Kelantan) atau lebih daripada 50% baka pedaging

* KK (Kedah-Kelantan) crossbred with 50% or more exotic blood.

** Kacukan LID (Local Indian Dairy) atau lebih daripada 50% baka tenusu

** LID (Local Indian Dairy) crossbred with 50% or more exotic blood.

**S. MALAYSIA : BILANGAN TERNAKAN, PERATUS PERUBAHAN BILANGAN TERNAKAN BAGI TAHUN 2016
BERBANDING DENGAN TAHUN 2015 MENGIKUT NEGERI**

P. Malaysia : Livestock Population - Percentage Change Between 2015 and 2016 By State

NEGERI <i>State</i>	KERBAU <i>Buffalo</i>				LEMBU PEDAGING <i>Beef Cattle</i>				LEMBU TENUSU <i>Dairy Cattle</i>				KAMBING <i>Goat</i>				BEBIRI <i>Sheep</i>				BABI <i>Swine</i>			
	2015	2016	'16-'15	%	2015	2016	'16-'15	%	2015	2016	'16-'15	%	2015	2016	'16-'15	%	2015	2016	'16-'15	%	2015	2016	'16-'15	%
Perlis	302	387	85	28.1	8,548	8,652	104	1.2	97	150	53	54.6	6,522	6,968	446	6.8	1,287	1,530	243	18.9	29	46	17	58.6
Kedah	8,852	7,404	(1,448)	(16.4)	76,130	69,387	(6,743)	(8.9)	2,554	2,455	(99)	(3.9)	65,125	53,099	(12,026)	(18.5)	10,027	11,332	1,305	13.0	613	1,922	1,309	213.5
P. Pinang	601	687	86	14.3	14,045	14,445	400	2.8	721	742	21	2.9	8,854	9,592	738	8.3	1,880	1,967	87	4.6	294,429	296,830	2,401	0.8
Perak	10,441	10,329	(112)	(1.1)	42,647	43,974	1,327	3.1	4,184	3,961	(223)	(5.3)	31,343	31,074	(269)	(0.9)	3,740	3,902	162	4.3	530,577	533,711	3,134	0.6
Selangor	1,444	1,935	491	34.0	17,473	19,117	1,644	9.4	5,978	5,775	(203)	(3.4)	18,241	23,300	5,059	27.7	3,841	3,057	(784)	(20.4)	265,140	256,840	(8,300)	(3.13)
N. Sembilan	3,309	3,025	(284)	(8.6)	41,580	40,830	(750)	(1.8)	4,808	5,129	321	6.7	40,348	40,052	(296)	(0.7)	23,833	21,833	(2,000)	(8.4)	400	343	(57)	(14.3)
Melaka	4,015	4,400	385	9.6	29,652	25,924	(3,728)	(12.6)	2,923	2,256	(667)	(22.8)	40,125	33,628	(6,497)	(16.2)	10,561	6,909	(3,652)	(34.6)	44,250	47,195	2,945	6.7
Johor	4,030	3,275	(755)	(18.7)	96,803	92,206	(4,597)	(4.7)	9,007	8,592	(415)	(4.6)	46,097	43,130	(2,967)	(6.4)	27,595	24,401	(3,194)	(11.6)	274,089	229,069	(45,020)	(16.4)
Pahang	10,571	11,943	1,372	13.0	110,681	119,625	8,944	8.1	3,558	4,054	496	13.9	34,610	37,481	2,871	8.3	18,482	18,678	196	1.1	3,600	4,361	761	21.1
Terengganu	9,779	9,747	(32)	(0.3)	90,428	90,279	(149)	(0.2)	52	25	(27)	(51.9)	30,228	29,066	(1,162)	(3.8)	6,490	6,476	(14)	(0.2)	0			
Kelantan	6,854	6,608	(246)	(3.6)	98,232	96,132	(2,100)	(2.1)	354	319	(35)	(9.9)	43,128	42,579	(549)	(1.3)	34,417	33,972	(445)	(1.3)	470	446	(24)	(5.1)
W. P KL	0				475	503	28	6	75	70	(5)	(6.7)	325	401	76	23.4	0							
JUMLAH <i>Total</i>	60,198	59,740	(458)	-0.8%	626,694	621,074	(5,620)	-0.9%	34,311	33,528	(783)	-2.3%	364,946	350,370	(14,576)	-4.0%	142,153	134,057	(8,096)	-5.7%	1,413,597	1,370,763	(42,834)	-3.0%

S. MALAYSIA : BILANGAN TERNAKAN KERBAU MENGIKUT JANTINA DAN KUMPULAN UMUR, 2016

P. Malaysia : Buffalo Population By Sex and Age Group, 2016

NEGERI <i>State</i>	S A W A H <i>Swamp</i>						JUMLAH <i>Total</i>	M U R R A H <i>Murrah</i>						JUMLAH <i>Total</i>	JUMLAH TERNAKAN KERBAU <i>Total Buffalo Population</i>		
	JANTAN <i>Male</i>			BETINA <i>Female</i>				JANTAN <i>Male</i>			BETINA <i>Female</i>				JUMLAH <i>Total</i>	JANTAN <i>Male</i>	BETINA <i>Female</i>
	<1 thn	1-3 thn	>3 thn	<1 thn	1-3 thn	>3 thn		<1 thn	1-3 thn	>3 thn	<1 thn	1-3 thn	>3 thn				
Perlis	35	55	62	68	72	95	387	0	0	0	0	0	0	0	152	235	387
Kedah	613	709	738	869	1,481	2,672	7,082	30	40	34	34	62	122	322	2,164	5,240	7,404
P. Pinang **							588							99			687
Perak	1,299	1,445	600	1,310	2,732	2,305	9,691	61	61	57	78	227	154	638	3,523	6,806	10,329
Selangor	29	67	46	59	97	95	393	32	52	38	322	365	733	1,542	264	1,671	1,935
N. Sembilan	137	127	105	197	267	295	1,128	165	245	321	226	475	465	1,897	1,100	1,925	3,025
Melaka	407	475	450	588	969	1,511	4,400	0	0	0	0	0	0	0	1,332	3,068	4,400
Johor	164	364	441	250	799	1,257	3,275	0	0	0	0	0	0	0	969	2,306	3,275
Pahang	1,124	1,433	969	1,549	2,513	4,266	11,854	11	11	12	15	17	23	89	3,560	8,383	11,943
Terengganu	909	1,173	859	1,266	2,055	3,485	9,747	0	0	0	0	0	0	0	2,941	6,806	9,747
Kelantan	822	975	980	1,025	1,458	1,348	6,608	0	0	0	0	0	0	0	2,777	3,831	6,608
W. P KL	0	0	0	0	0	0	0	0	0	0	0	0	0	0	0	0	0
JUMLAH <i>Total</i>	5,539	6,823	5,250	7,181	12,443	17,329	55,153	299	409	462	675	1,146	1,497	4,587	18,782	40,271	59,740

** Tidak dinyatakan pecahan kumpulan umur ternakan

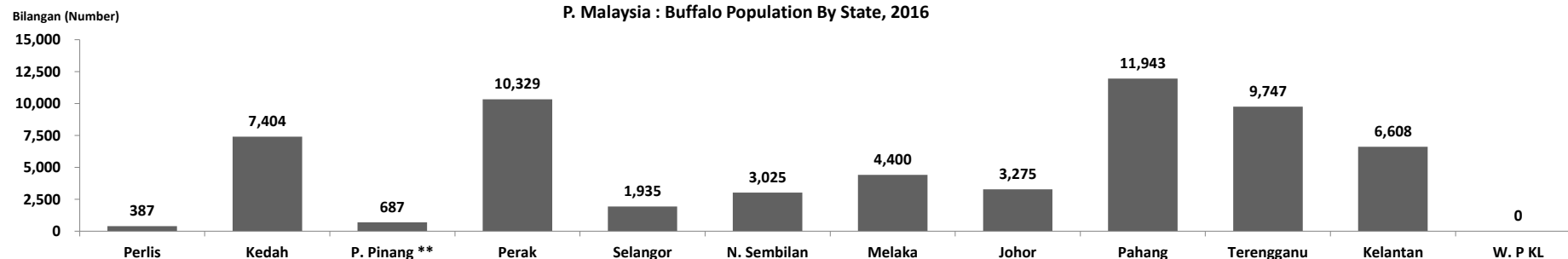
< : kurang daripada (*less than*)

> : lebih daripada (*greater than*)

thn : tahun (*year*)

S. Malaysia : Bilangan Ternakan Kerbau Mengikut Negeri, 2016

P. Malaysia : Buffalo Population By State, 2016



S. MALAYSIA : BILANGAN TERNAKAN LEMBU PEDAGING MENGIKUT JANTINA DAN KUMPULAN UMUR, 2016

P. Malaysia : Beef Cattle Population By Sex and Age Group, 2016

NEGERI State	LEMBU KK KK Cattle						JUMLAH Total	LEMBU KACUKAN DAGING * Cross Bred Cattle						JUMLAH Total	JUMLAH LEMBU PEDAGING Total Beef Cattle Population		
	JANTAN Male			BETINA Female				JANTAN Male			BETINA Female				JANTAN Male	BETINA Female	JUMLAH Total
	< 1 thn	1 - 3 thn	> 3 thn	< 1 thn	1 - 3 thn	> 3 thn		< 1 thn	1 - 3 thn	> 3 thn	< 1 thn	1 - 3 thn	> 3 thn				
Perlis	854	850	783	457	765	2,995	6,704	179	158	205	158	325	923	1,948	3,029	5,623	8,652
Kedah	6,385	6,582	5,355	9,816	12,115	22,849	63,102	530	1,358	821	659	890	2,027	6,285	21,031	48,356	69,387
P. Pinang **							10,622							3,823			14,445
Perak	144	620	141	177	415	454	1,951	4,068	6,666	3,045	5,184	10,772	12,288	42,023	14,684	29,290	43,974
Selangor	1,169	1,772	1,332	1,255	1,687	2,153	9,368	1,475	1,545	906	1,771	1,838	2,214	9,749	8,199	10,918	19,117
N. Sembilan	1,258	2,745	1,512	2,064	4,448	4,599	16,626	3,187	2,755	2,580	5,076	4,647	5,959	24,204	14,037	26,793	40,830
Melaka								3,470	4,256	2,425	3,530	4,459	7,784	25,924	10,151	15,773	25,924
Johor	2,346	4,046	1,391	3,216	10,575	9,221	30,795	3,933	7,448	3,045	6,060	19,861	21,064	61,411	22,209	69,997	92,206
Pahang	12,058	13,274	7,911	14,418	23,687	40,041	111,389	743	953	581	1,184	1,880	2,895	8,236	35,520	84,105	119,625
Terengganu	7,763	8,308	5,970	11,449	15,598	31,732	80,820	731	1,574	930	1,111	1,902	3,211	9,459	25,276	65,003	90,279
Kelantan	12,452	14,351	12,274	12,067	16,572	19,368	87,084	1,520	1,510	1,234	1,225	1,548	2,011	9,048	43,341	52,791	96,132
W. P KL	188	160	75	28	42	10	503	0	0	0	0	0	0	0	423	80	503
JUMLAH Total	44,617	52,708	36,744	54,947	85,904	133,422	418,964	19,836	28,223	15,772	25,958	48,122	60,376	202,110	197,900	408,729	621,074

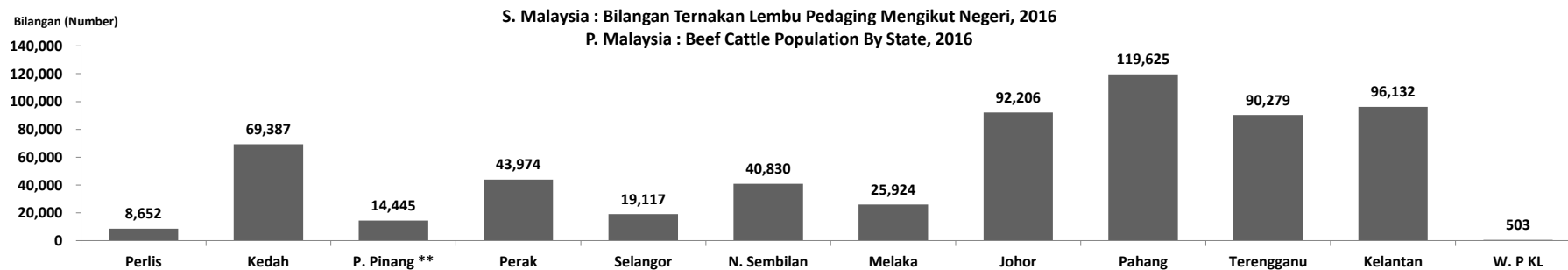
** Tidak dinyatakan pecahan kumpulan umur ternakan

< : kurang daripada (less than)

> : lebih daripada (greater than)

* Kacukan KK (Kedah-Kelantan) atau lebih daripada 50% baka pedaging

* KK (Kedah-Kelantan) crossbred with 50% or more exotic blood.



S. MALAYSIA : BILANGAN TERNAKAN LEMBU TENUSU MENGIKUT JANTINA DAN KUMPULAN UMUR, 2016

P. Malaysia : Dairy Cattle Population By Sex and Age Group, 2016

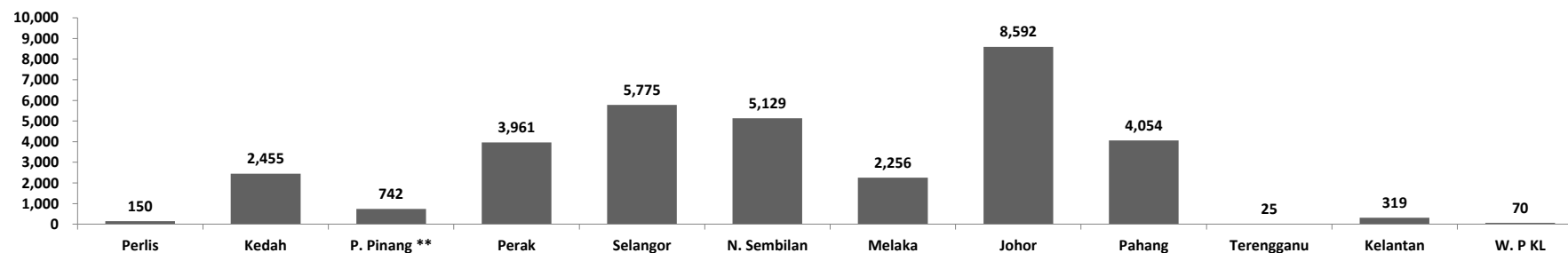
NEGERI <i>State</i>	LEMBU LID <i>LID Cattle</i>						JUMLAH <i>Total</i>	LEMBU KACUKAN TENUSU * <i>Cross Bred Dairy Cattle</i>						JUMLAH <i>Total</i>	JUMLAH LEMBU TENUSU <i>Total Dairy Cattle Population</i>		
	JANTAN <i>Male</i>			BETINA <i>Female</i>				JANTAN <i>Male</i>			BETINA <i>Female</i>				JANTAN <i>Male</i>	BETINA <i>Female</i>	JUMLAH <i>Total</i>
	< 1 thn	1 - 3 thn	> 3 thn	< 1 thn	1 - 3 thn	> 3 thn		< 1 thn	1 - 3 thn	> 3 thn	< 1 thn	1 - 3 thn	> 3 thn		< 1 thn	BETINA <i>Female</i>	JUMLAH <i>Total</i>
Perlis	3	20	22	15	35	55	150	0	0	0	0	0	0	0	45	105	150
Kedah	0	0	0	0	8	0	8	358	224	83	371	509	902	2,447	665	1,790	2,455
P. Pinang **							53							689			742
Perak	6	5	2	10	19	29	71	309	290	200	433	817	1,841	3,890	812	3,149	3,961
Selangor	211	272	82	654	691	942	2,852	204	342	162	635	640	940	2,923	1,273	4,502	5,775
N. Sembilan	0	0	0	0	0	0	0	322	430	474	665	1,480	1,758	5,129	1,226	3,903	5,129
Melaka	7	3	2	16	3	18	49	172	72	47	309	592	1,015	2,207	303	1,953	2,256
Johor	5	9	19	0	39	38	110	713	739	166	1,009	3,007	2,848	8,482	1,651	6,941	8,592
Pahang	3	10	10	35	63	58	179	205	408	58	350	1,153	1,701	3,875	694	3,360	4,054
Terengganu	0	0	0	0	2	3	5	2	2	0	2	3	11	20	4	21	25
Kelantan	5	4	6	3	12	20	50	8	13	22	18	88	120	269	58	261	319
W. P KL	0	0	0	0	0	0	0	0	5	4	8	8	45	70	9	61	70
JUMLAH <i>Total</i>	240	323	143	733	872	1,163	3,527	2,293	2,525	1,216	3,800	8,297	11,181	30,001	6,740	26,046	33,528

** Tidak dinyatakan pecahan kumpulan umur ternakan
 < : kurang daripada (*less than*)
 > : lebih daripada (*greater than*)

* Kacukan LID (Local Indian Dairy) atau lebih daripada 50% baka tenusu
 * LID (*Local Indian Dairy*) crossbred with 50% or more exotic blood.

S. Malaysia : Bilangan Ternakan Lembu Tenusu Mengikut Negeri, 2016
P. Malaysia : Dairy Cattle Population By State, 2016

Bilangan (Number)



S. MALAYSIA : BILANGAN TERNAKAN KAMBING MENGIKUT JANTINA DAN KUMPULAN UMUR, 2016

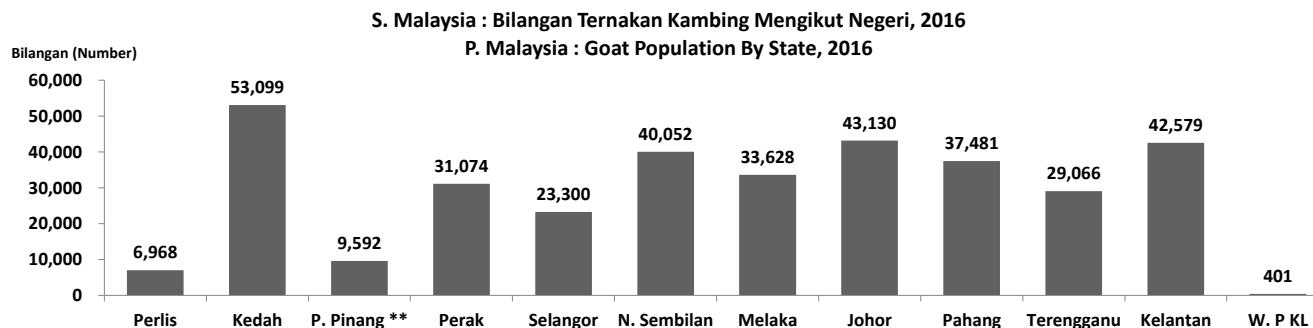
P. Malaysia : Goat Population By Sex and Age Group, 2016

NEGERI <i>State</i>	JANTAN <i>Male</i>		JUMLAH <i>Total</i>	BETINA <i>Female</i>		JUMLAH <i>Total</i>	JUMLAH TERNAKAN KAMBING <i>Total Goat Population</i>		
	<	>		<	>		<	>	JUMLAH <i>Total</i>
	6 BULAN <i>6 mths</i>	6 BULAN <i>6 mths</i>		6 BULAN <i>6 mths</i>	6 BULAN <i>6 mths</i>		6 BULAN <i>6 mths</i>	6 BULAN <i>6 mths</i>	
Perlis	856	1,165	2,021	1,785	3,162	4,947	2,641	4,327	6,968
Kedah	8,994	12,593	21,587	11,623	19,889	31,512	20,617	32,482	53,099
P. Pinang **									9,592
Perak	4,360	5,365	9,725	6,155	15,194	21,349	10,515	20,559	31,074
Selangor	1,787	2,854	4,641	4,334	14,325	18,659	6,121	17,179	23,300
N. Sembilan	7,054	8,670	15,724	10,452	13,876	24,328	17,506	22,546	40,052
Melaka	6,149	5,334	11,483	7,845	14,300	22,145	13,994	19,634	33,628
Johor	5,925	8,080	14,005	6,940	22,185	29,125	12,865	30,265	43,130
Pahang	5,916	6,765	12,681	9,409	15,391	24,800	15,325	22,156	37,481
Terengganu	3,674	5,009	8,683	6,172	14,211	20,383	9,846	19,220	29,066
Kelantan	8,216	10,385	18,601	10,242	13,736	23,978	18,458	24,121	42,579
W. P KL	44	158	202	93	106	199	137	264	401
JUMLAH <i>Total</i>	52,975	66,378	119,353	75,050	146,375	221,425	128,025	212,753	350,370

** Tidak dinyatakan pecahan kumpulan umur ternakan

< : kurang daripada (*less than*)

> : lebih daripada (*greater than*)



S. MALAYSIA : BILANGAN TERNAKAN BEBIRI MENGIKUT JANTINA DAN KUMPULAN UMUR, 2016

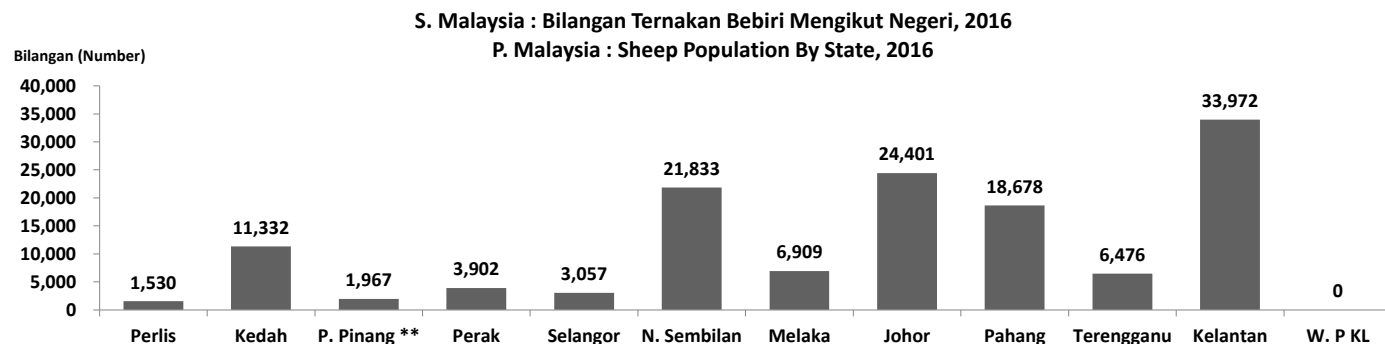
P. Malaysia : Sheep Population By Sex and Age Group, 2016

NEGERI <i>State</i>	JANTAN <i>Male</i>		JUMLAH <i>Total</i>	BETINA <i>Female</i>		JUMLAH <i>Total</i>	JUMLAH TERNAKAN BEBIRI <i>Total Goat Population</i>		
	<	>		<	>		<	>	JUMLAH <i>Total</i>
	6 BULAN <i>6 mths</i>	6 BULAN <i>6 mths</i>		6 BULAN <i>6 mths</i>	6 BULAN <i>6 mths</i>		6 BULAN <i>6 mths</i>	6 BULAN <i>6 mths</i>	
Perlis	162	205	367	523	640	1,163	685	845	1,530
Kedah	1,609	2,643	4,252	2,328	4,752	7,080	3,937	7,395	11,332
P. Pinang **			529			1,438			1,967
Perak	408	502	910	611	2,381	2,992	1,019	2,883	3,902
Selangor	321	557	878	255	1,924	2,179	576	2,481	3,057
N. Sembilan	3,529	3,394	6,923	6,134	8,776	14,910	9,663	12,170	21,833
Melaka	1,014	845	1,859	1,785	3,265	5,050	2,799	4,110	6,909
Johor	3,527	3,916	7,443	4,019	12,939	16,958	7,546	16,855	24,401
Pahang	2,943	2,865	5,808	7,356	5,514	12,870	10,299	8,379	18,678
Terengganu	802	969	1,771	1,024	3,681	4,705	1,826	4,650	6,476
Kelantan	7,022	7,525	14,547	8,103	11,322	19,425	15,125	18,847	33,972
W. P KL	0	0	0	0	0	0	0	0	0
JUMLAH <i>Total</i>	21,337	23,421	45,287	32,138	55,194	87,332	53,475	78,615	134,057

** Tidak dinyatakan pecahan kumpulan umur ternakan

< : kurang daripada (less than)

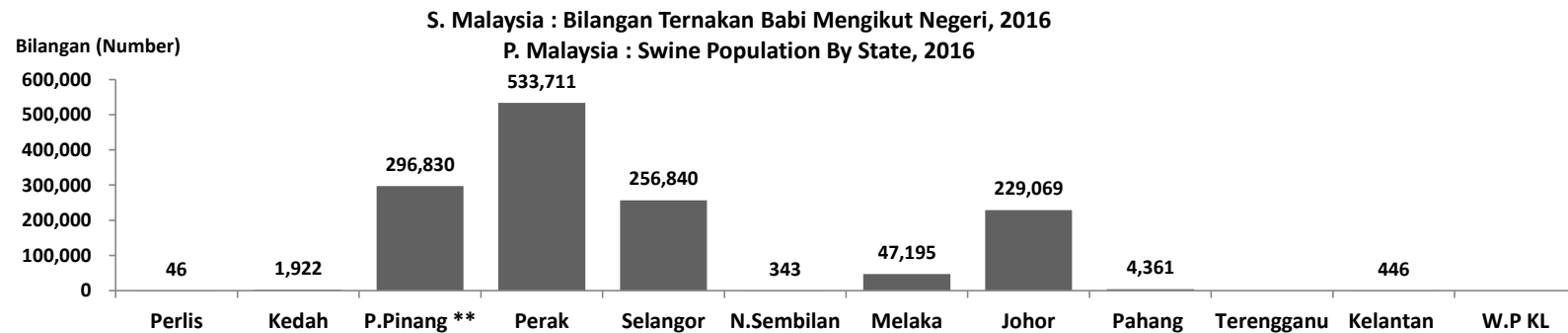
> : lebih daripada (greater than)



S. MALAYSIA : BILANGAN TERNAKAN BABI 2016

P. Malaysia : Swine Population 2016

NEGERI <i>State</i>	Baka <i>Boar</i>	Betina <i>Sow</i>	Lain-lain <i>Others</i>	JUMLAH <i>Total</i>
Perlis	6	14	26	46
Kedah	853	1,069	0	1,922
P.Pinang **				296,830
Perak	1,496	54,783	477,432	533,711
Selangor	248	24,202	232,390	256,840
N.Sembilan	3	24	316	343
Melaka	273	5,635	41,287	47,195
Johor	1,550	25,815	201,704	229,069
Pahang	8	457	3,896	4,361
Terengganu				
Kelantan	208	238		446
W.P KL				
JUMLAH <i>Total</i>	4,645	112,237	957,051	1,370,763



S. MALAYSIA : BILANGAN AYAM/ITIK/UNGGAS, 2016

P. Malaysia : Poultry Population, 2016

NEGERI <i>State</i>	A Y A M <i>Chicken</i>				JUMLAH <i>Total</i>	I T I K <i>Duck</i>				JUMLAH <i>Total</i>	ANGSA <i>Goose</i>	PUYUH <i>Quail</i>	MERPATI <i>Pigeon</i>	AYAM SELASIH <i>Silkies</i>	AYAM BELANDA <i>Turkey</i>	BURUNG UNTA <i>Ostrich</i>	AYAM MUTIARA <i>Guinea Fowl</i>	** LAIN2 <i>Others</i>
	DAGING <i>Broiler</i>	TELUR <i>Layer</i>	PEMBAIAK <i>Breeder</i>	KAMPUNG <i>Local Fowl</i>		DAGING <i>Broiler</i>	TELUR <i>Layer</i>	PEMBAIAK <i>Breeder</i>	KAMPUNG <i>Local Duck</i>									
Perlis	1,442,572			16,913	1,459,485	4,522	8,159			12,681	255	5,245	1,550		125			
Kedah	39,585,500	5,401,918	2,820,500	4,904,522	52,712,440	199,231	351,080	24,524	15,662	590,497	3,550	149,450	6,550	850	4,150	60	1,050	400
P.Pinang	6,792,910	1,868,380	240,000	4,147,476	13,048,766	316,259	84,799	67,300	29,045	497,403		143,714						
Perak	24,535,111	8,115,000	1,234,189	2,207,400	36,091,700	5,216,100	1,330,000	145,000		6,691,100	0	78,000		605	168	36		45
Selangor	12,017,892	6,191,945	3,372,109	183,165	21,765,111	1,068	200,040			201,108		229,354			2,410	280		
N.Sembilan	12,341,550	4,500,000	2,324,320	74,304	19,240,174	3,807	26,647		1,706	32,160	1,085	294,750	325	48	988	139		206
Melaka	6,368,954	12,971,155	3,660,500	40,143	23,040,752	66,660	3,350		4,182	74,192	276	343,600	2,942		678			28 1,500
Johor	44,202,603	14,460,000	4,244,120	897,187	63,803,910	1,052,580	15,810	37,500	8,955	1,114,845	2,093	1,505,869	125		3,133	46		124
Pahang	10,210,000	1,063,000	300,000	294,990	11,867,990	674	16,110		1,330	18,114	153	22,970	42		164	4		
Terengganu	5,797,528	981		162,444	5,960,953	2,854	13,610		5,081	21,545	414	88,682	538					
Kelantan	1,292,795	118,934		434,188	1,845,917	6,356	48,549			54,905		31,347						
W.P KL	0	0	0	0	0	0	0	0	0	0	0	0	0	0	0	0	0	1,330
JUMLAH <i>Total</i>	164,587,415	54,691,313	18,195,738	13,362,732	250,837,198	6,870,111	2,098,154	274,324	65,961	9,308,550	7,826	2,892,981	12,072	1,503	11,816	565	1,453	3,230

* Sumber : Jabatan Perkhidmatan Veterinar Negeri

** Lain-lain : Pelbagai jenis unggas seperti ayam katek/ayam serama (*bantam fowl*), burung kuang (*pheasant*) atau burung merak (*peacock*)

S. MALAYSIA : BILANGAN ANEKA TERNAKAN, 2016
P. Malaysia : Population of Other Domesticated Animals, 2016

NEGERI <i>State</i>	KUDA <i>Horse</i>			RUSA <i>Deer</i>			ARNAB <i>Rabbit</i>	KATAK <i>Frog</i>	LAIN-LAIN <i>Others</i> **
	JANTAN <i>Male</i>	BETINA <i>Female</i>	JUMLAH <i>Total</i>	JANTAN <i>Male</i>	BETINA <i>Female</i>	JUMLAH <i>Total</i>			
Perlis	32	43	75	68	125	193	800		
Kedah	117	92	209	276	773	1,049	2,616		
P. Pinang			41 *			128 *	1,500		
Perak	352	571	923	1,482	3,680	5,162	1,981	74,300	
Selangor	83	166	249	45	88	133	2,038		
N. Sembilan	39	102	141	277	843	1,120	3,651	100,000	
Melaka	42	70	112	122	275	397	1,250	970,050	
Johor	152	323	475	883	1,011	1,094	5,698	25,000	
Pahang	118	169	287	448	1,505	1,953	2,397		
Terengganu	95	333	428	143	405	548	1,269		
Kelantan			635 *			382 *	4,200		
W. P KL	355	142	497	28	75	103			
JUMLAH <i>Total</i>			4,072			12,262	27,400	1,169,350	

* : Jantina tidak dinyatakan (*sex not specified*)

** : Pelbagai jenis anika haiwan seperti labi-labi (*soft-shelled river turtle*), beruk (*pig-tailed monkey*), keldai (*donkey*), kancil (*mouse-deer*) dan lain-lain.